

orxFX structure

Summary

FX

```
[FXTemplate]  
SlotList      = FXSlotTemplate1#FXSlotTemplate2#...  
KeepInCache  = <bool>  
Loop         = <bool>
```

FXSlot

```
[FXSlotTemplate]  
Type          = alpha | color | scale | rotation | position | speed | volume  
| pitch  
Curve         = linear | smooth | smoother | triangle | square | sine  
StartTime     = <float>  
EndTime       = <float>  
StartValue    = <float> | <vector>  
EndValue      = <float> | <vector>  
Phase         = <float>  
Period        = <float>  
Absolute      = <bool>  
Acceleration  = <float>  
Amplification = <float>  
Pow           = <float>  
UseRotation   = <bool>  
UseScale      = <bool>
```

Details







FX

Here's a list of the available properties for an orxFX structure:

- **SlotList**: List of all the slots that will be used by that FX. Each slot will affect one attribute of the object one which the FX is applied. Up to 8 slots can be defined for a single FX. This property *needs* to be defined.
- **KeepInCache**: Specifies if the FX data should be kept in memory even when no FX of this type is used. This gives better performances but costs memory. Its default value is `false`.
- **Loop**: Specifies if the FX should be applied in loop. Its default value is `false`.

FXSlot

Here's a list of the available properties for FX slots:

- **Type:** Defines which object attribute will be modified by this slot. It can be one of the following: position, rotation, scale, speed, color, alpha, volume or pitch. This property *needs* to be defined.
- **Curve:** Defines which type of curve is used by this slot. It can be one of the following:  **linear** (aka sawtooth when cycling),  **smooth & smoother** (aka smoothstep),  **triangle**,  **square** or  **sine**. This property *needs* to be defined.
- **StartTime/EndTime:** Defines the start and end times of this slot, relatively to its orxFX parent. If both StartTime and EndTime have the same value, this slot be be instantly applied at this precise time, in a single frame. If no values are defined, 0.0 will be used.
- **StartValue/EndValue:** Defines the start and end values of the curve for this slot. Depending on the Type of the slot, it can be a float and/or a vector.¹⁾ If no values are specified, 0.0/(0.0, 0.0, 0.0) will be used.
- **Phase:** Defines the phase of the cyclic curve at the beginning of the slot. Its value can range from 0.0 (start of the defined curve) to 1.0 (end of the defined curve). By default its value is 0.0.
- **Period:** Defines the length (period) of the cyclic curve (ie. 1/frequency), in seconds. By default the period will be EndTime - StartTime so as to span on the whole slot duration.
- **Absolute:** Should the slot apply absolute value to the object's attribute instead of relative ones? If an absolute slot is defined for a orxFX, it will override any other relative slot of the same orxFX of the same Type. By default, its value is false.
- **Acceleration:** Defines the 'acceleration' of the curve over time (ie. the evolution of its frequency). A value < 1.0 means the frequency will decrease whereas a value > 1.0 means the frequency will increase. By default its value is 1.0, which means its frequency won't change.
- **Amplification:** Defines the evolution of the amplitude of the curve over time. A value < 1.0 means the amplitude will decrease whereas a value > 1.0 means the amplitude will increase. By default its value is 1.0, which means its amplitude won't change.
- **Pow:**  **Exponent** applies to the curve. By default its value is 1.0 which means the curve is a 'regular' one.
- **UseRotation:** This property is only used for slots of Type = position or speed, it will be ignored otherwise. If set to true, the slot will use object's current rotation to compute resulting values. By default its value is false.
- **UseScale:** This property is only used for slots of Type = position or speed, it'll be ignored otherwise. If set to true, the slot will use object's current scale to compute resulting values. By default its value is false.

¹⁾

Vectors are used for position, speed, color and anisotropic scale

From:
<https://orx-project.org/wiki/> - **Orx Learning**

Permanent link:
https://orx-project.org/wiki/en/orx/config/settings_structure/orxfx?rev=1349350768

Last update: **2025/09/30 17:26 (8 months ago)**

